

Educators served by CITY CCL's Professional Development programs



354 Educators
Participants coming from ...

- 38%** District Schools
- 21%** CITY Center Schools
- 12%** Community Educators Consultants
- 11%** Charter Schools (non-CITY Center)
- 10%** Independent Schools
- 4%** University/Community College
- 4%** Other

*data from 2015-2017 PD program participants


Students served by CITY Center's Schools



Student enrollment by school (2017-18):
Total 335

- City High School (185)
- PFFS-University (75)
- PFFS-Downtown (75)

46% qualify for Free & Reduced Lunch



COMPARE
73% at TUSD
50% Pima County

CITY CCL Income



81%
State per student allocation



3%
School Tax Credit Campaigns (Extracurricular)



16%
Grants & Donations



364 alumni + 2018 grads = Over **400 City High School Alumni** are contributing to our community

335 Students from



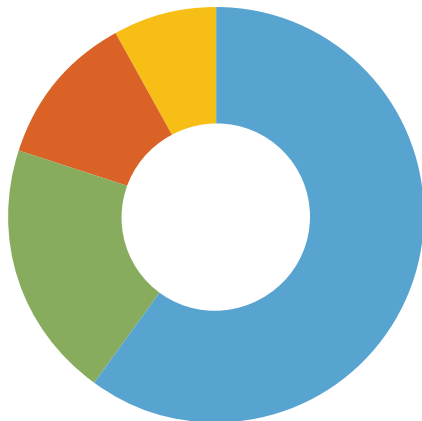
34 different zip codes



Where do City High School students go after graduation?

- **38%** 4-Year College
- **33%** Community College
- **29%** Gap Year/Work/Other

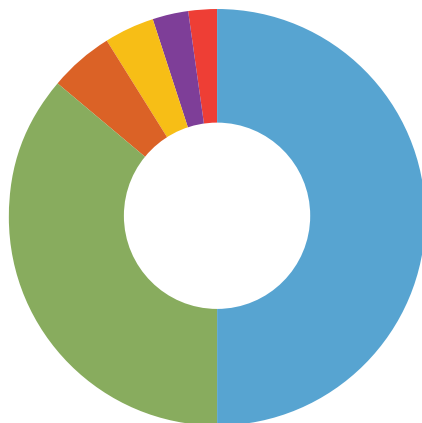
*data from the graduating 12th grade classes, 2015-2017



Where do Paulo Freire Middle School students attend high school?

- **60%** City High School
- **20%** Tucson High
- **12%** University High
- **8%** Other

*data from the graduating 8th grade classes, 2015-2017



Student Demographic by Race/Ethnicity

- **51%** White
- **37%** Hispanic/Latino
- **5%** American Indian or Alaskan Native
- **4%** Black or African American
- **3%** Two or More Categories
- **2%** Asian

*data from Quarter 1 of 2017-2018 school year